



Location: CMA1b - Oil Street Site Office

Report on 24-hour TSP monitoring

Action Level ( $\mu\text{g}/\text{m}^3$ ) - 176.7

Limit Level ( $\mu\text{g}/\text{m}^3$ ) - 260

| Date      | Sampling Time | Weather Condition | Filter paper no. | Filter Weight, g |        | Elapse Time, hr |         | Sampling Time, hr | Flow Rate, $\text{m}^3/\text{min}$ |                 |         | Total Volume, $\text{m}^3$ | TSP Level, $\mu\text{g}/\text{m}^3$ |
|-----------|---------------|-------------------|------------------|------------------|--------|-----------------|---------|-------------------|------------------------------------|-----------------|---------|----------------------------|-------------------------------------|
|           |               |                   |                  | Initial          | Final  | Initial         | Final   |                   | Initial, $Q_{si}$                  | Final, $Q_{sf}$ | Average |                            |                                     |
| 2-Mar-17  | 8:00          | Fine              | 19471            | 2.8735           | 3.2476 | 9597.61         | 9621.61 | 24.00             | 1.48                               | 1.48            | 1.48    | 2132                       | 175.5                               |
| 8-Mar-17  | 8:00          | Rainy             | 19328            | 2.8503           | 2.9822 | 9624.63         | 9648.63 | 24.00             | 1.37                               | 1.37            | 1.37    | 1968                       | 67.0                                |
| 14-Mar-17 | 8:00          | Rainy             | 19644            | 2.8344           | 2.9779 | 9651.63         | 9675.63 | 24.00             | 1.36                               | 1.37            | 1.36    | 1964                       | 73.1                                |
| 20-Mar-17 | 8:00          | Cloudy            | 19702            | 2.8477           | 2.9705 | 9678.64         | 9702.64 | 24.00             | 1.36                               | 1.35            | 1.35    | 1950                       | 63.0                                |
| 25-Mar-17 | 8:00          | Cloudy            | 19594            | 2.8607           | 3.0031 | 9705.64         | 9729.64 | 24.00             | 1.36                               | 1.37            | 1.37    | 1966                       | 72.4                                |

Report on 1-hour TSP monitoring

Action Level ( $\mu\text{g}/\text{m}^3$ ) - 320.1

Limit Level ( $\mu\text{g}/\text{m}^3$ ) - 500

| Date      | Sampling Time | Weather Condition | Filter paper no. | Filter Weight, g |        | Elapse Time, hr |         | Sampling Time, hr | Flow Rate, $\text{m}^3/\text{min}$ |                 |         | Total Volume, $\text{m}^3$ | TSP Level, $\mu\text{g}/\text{m}^3$ |
|-----------|---------------|-------------------|------------------|------------------|--------|-----------------|---------|-------------------|------------------------------------|-----------------|---------|----------------------------|-------------------------------------|
|           |               |                   |                  | Initial          | Final  | Initial         | Final   |                   | Initial, $Q_{si}$                  | Final, $Q_{sf}$ | Average |                            |                                     |
| 3-Mar-17  | 8:50          | Fine              | 19461            | 2.8944           | 2.9231 | 9621.61         | 9622.61 | 1.00              | 1.51                               | 1.51            | 1.51    | 91                         | 316.6                               |
| 3-Mar-17  | 11:00         | Fine              | 19338            | 2.8506           | 2.8688 | 9622.61         | 9623.61 | 1.00              | 1.37                               | 1.37            | 1.37    | 82                         | 222.1                               |
| 3-Mar-17  | 13:00         | Fine              | 19332            | 2.8384           | 2.8624 | 9623.61         | 9624.61 | 1.00              | 1.37                               | 1.37            | 1.37    | 82                         | 292.9                               |
| 9-Mar-17  | 13:00         | Cloudy            | 19659            | 2.8460           | 2.8578 | 9648.63         | 9649.63 | 1.00              | 1.31                               | 1.31            | 1.31    | 78                         | 150.4                               |
| 9-Mar-17  | 15:05         | Cloudy            | 19652            | 2.8284           | 2.8467 | 9649.63         | 9650.63 | 1.00              | 1.37                               | 1.37            | 1.37    | 82                         | 223.4                               |
| 9-Mar-17  | 16:07         | Cloudy            | 19648            | 2.8290           | 2.8417 | 9650.63         | 9651.63 | 1.00              | 1.37                               | 1.37            | 1.37    | 82                         | 155.0                               |
| 15-Mar-17 | 9:10          | Cloudy            | 19303            | 2.8560           | 2.8736 | 9675.63         | 9676.63 | 1.00              | 1.37                               | 1.37            | 1.37    | 82                         | 214.7                               |
| 15-Mar-17 | 11:00         | Cloudy            | 19300            | 2.8289           | 2.8403 | 9676.63         | 9677.63 | 1.00              | 1.37                               | 1.37            | 1.37    | 82                         | 139.0                               |
| 15-Mar-17 | 15:05         | Cloudy            | 19722            | 2.8367           | 2.8591 | 9677.63         | 9678.63 | 1.00              | 1.37                               | 1.37            | 1.37    | 82                         | 273.2                               |
| 21-Mar-17 | 9:15          | Cloudy            | 19290            | 2.8420           | 2.8517 | 9702.64         | 9703.64 | 1.00              | 1.35                               | 1.35            | 1.35    | 81                         | 119.5                               |
| 21-Mar-17 | 10:35         | Cloudy            | 19284            | 2.8624           | 2.8691 | 9703.64         | 9704.64 | 1.00              | 1.35                               | 1.35            | 1.35    | 81                         | 82.5                                |
| 21-Mar-17 | 13:00         | Cloudy            | 19611            | 2.8311           | 2.8371 | 9704.64         | 9705.64 | 1.00              | 1.35                               | 1.35            | 1.35    | 81                         | 73.9                                |
| 27-Mar-17 | 9:15          | Fine              | 19598            | 2.8626           | 2.8881 | 9729.64         | 9730.64 | 1.00              | 1.66                               | 1.66            | 1.66    | 99                         | 256.8                               |
| 27-Mar-17 | 10:35         | Fine              | 19566            | 2.8228           | 2.8755 | 9730.64         | 9731.64 | 1.00              | 1.54                               | 1.54            | 1.54    | 92                         | 570.6                               |
| 27-Mar-17 | 13:25         | Fine              | 19576            | 2.8618           | 2.8877 | 9731.64         | 9732.64 | 1.00              | 1.54                               | 1.54            | 1.54    | 92                         | 280.4                               |



Location: CMA2a - Causeway Bay Community Centre

Report on 24-hour TSP monitoring

Action Level ( $\mu\text{g}/\text{m}^3$ ) - 169.5

Limit Level ( $\mu\text{g}/\text{m}^3$ ) - 260

| Date      | Sampling Time | Weather Condition | Filter paper no. | Filter Weight, g |        | Elapse Time, hr |          | Sampling Time, hr | Flow Rate, $\text{m}^3/\text{min}$ |                 |         | Total Volume, $\text{m}^3$ | TSP Level, $\mu\text{g}/\text{m}^3$ |
|-----------|---------------|-------------------|------------------|------------------|--------|-----------------|----------|-------------------|------------------------------------|-----------------|---------|----------------------------|-------------------------------------|
|           |               |                   |                  | Initial          | Final  | Initial         | Final    |                   | Initial, $Q_{si}$                  | Final, $Q_{sf}$ | Average |                            |                                     |
| 2-Mar-17  | 8:00          | Fine              | 19472            | 2.8750           | 3.0462 | 19206.10        | 19230.10 | 24.00             | 1.14                               | 1.14            | 1.14    | 1645                       | 104.1                               |
| 8-Mar-17  | 8:00          | Rainy             | 19329            | 2.8692           | 2.9902 | 19233.10        | 19257.10 | 24.00             | 1.15                               | 1.14            | 1.14    | 1648                       | 73.4                                |
| 14-Mar-17 | 8:00          | Rainy             | 19646            | 2.8339           | 2.8868 | 19260.10        | 19284.10 | 24.00             | 1.14                               | 1.14            | 1.14    | 1644                       | 32.2                                |
| 20-Mar-17 | 8:00          | Cloudy            | 19703            | 2.8592           | 2.9107 | 19287.10        | 19311.10 | 24.00             | 1.13                               | 1.13            | 1.13    | 1629                       | 31.6                                |
| 25-Mar-17 | 8:00          | Cloudy            | 19592            | 2.8508           | 2.9208 | 19314.10        | 19338.10 | 24.00             | 1.14                               | 1.15            | 1.14    | 1646                       | 42.5                                |

Report on 1-hour TSP monitoring

Action Level ( $\mu\text{g}/\text{m}^3$ ) - 323.4

Limit Level ( $\mu\text{g}/\text{m}^3$ ) - 500

| Date      | Sampling Time | Weather Condition | Filter paper no. | Filter Weight, g |        | Elapse Time, hr |          | Sampling Time, hr | Flow Rate, $\text{m}^3/\text{min}$ |                 |         | Total Volume, $\text{m}^3$ | TSP Level, $\mu\text{g}/\text{m}^3$ |
|-----------|---------------|-------------------|------------------|------------------|--------|-----------------|----------|-------------------|------------------------------------|-----------------|---------|----------------------------|-------------------------------------|
|           |               |                   |                  | Initial          | Final  | Initial         | Final    |                   | Initial, $Q_{si}$                  | Final, $Q_{sf}$ | Average |                            |                                     |
| 3-Mar-17  | 8:30          | Fine              | 19462            | 2.8729           | 2.8816 | 19230.10        | 19231.10 | 1.00              | 1.14                               | 1.14            | 1.14    | 69                         | 126.8                               |
| 3-Mar-17  | 11:00         | Fine              | 19339            | 2.8358           | 2.8497 | 19231.10        | 19232.10 | 1.00              | 1.14                               | 1.14            | 1.14    | 69                         | 202.6                               |
| 3-Mar-17  | 13:00         | Fine              | 19333            | 2.8458           | 2.8571 | 19232.10        | 19233.10 | 1.00              | 1.14                               | 1.14            | 1.14    | 69                         | 164.7                               |
| 9-Mar-17  | 13:00         | Cloudy            | 19657            | 2.8388           | 2.8502 | 19257.10        | 19258.10 | 1.00              | 1.14                               | 1.14            | 1.14    | 69                         | 166.2                               |
| 9-Mar-17  | 15:02         | Cloudy            | 19653            | 2.8456           | 2.8553 | 19258.10        | 19259.10 | 1.00              | 1.14                               | 1.14            | 1.14    | 69                         | 141.4                               |
| 9-Mar-17  | 16:05         | Cloudy            | 19649            | 2.8349           | 2.8438 | 19259.10        | 19260.10 | 1.00              | 1.14                               | 1.14            | 1.14    | 69                         | 129.8                               |
| 15-Mar-17 | 9:05          | Cloudy            | 19720            | 2.8702           | 2.8781 | 19284.10        | 19285.10 | 1.00              | 1.14                               | 1.14            | 1.14    | 69                         | 115.1                               |
| 15-Mar-17 | 13:00         | Cloudy            | 19716            | 2.8196           | 2.8283 | 19285.10        | 19286.10 | 1.00              | 1.21                               | 1.21            | 1.21    | 73                         | 119.7                               |
| 15-Mar-17 | 15:05         | Cloudy            | 19709            | 2.8318           | 2.8402 | 19286.10        | 19287.10 | 1.00              | 1.28                               | 1.28            | 1.28    | 77                         | 109.5                               |
| 21-Mar-17 | 9:31          | Cloudy            | 19292            | 2.8173           | 2.8237 | 19311.10        | 19312.10 | 1.00              | 1.13                               | 1.13            | 1.13    | 68                         | 94.4                                |
| 21-Mar-17 | 10:51         | Cloudy            | 19285            | 2.8410           | 2.8476 | 19312.10        | 19313.10 | 1.00              | 1.13                               | 1.13            | 1.13    | 68                         | 97.3                                |
| 21-Mar-17 | 13:00         | Cloudy            | 19612            | 2.8573           | 2.8619 | 19313.10        | 19314.10 | 1.00              | 1.13                               | 1.13            | 1.13    | 68                         | 67.8                                |
| 27-Mar-17 | 9:25          | Fine              | 19600            | 2.8601           | 2.8682 | 19338.10        | 19339.10 | 1.00              | 1.14                               | 1.14            | 1.14    | 69                         | 118.1                               |
| 27-Mar-17 | 10:50         | Fine              | 19817            | 2.7785           | 2.7872 | 19339.10        | 19340.10 | 1.00              | 1.14                               | 1.14            | 1.14    | 69                         | 126.8                               |
| 27-Mar-17 | 13:30         | Fine              | 19577            | 2.8184           | 2.8257 | 19340.10        | 19341.10 | 1.00              | 1.14                               | 1.14            | 1.14    | 69                         | 106.4                               |



Location: CMA3a - CWB PRE Site Office Area

Report on 24-hour TSP monitoring

Action Level ( $\mu\text{g}/\text{m}^3$ ) - 171

Limit Level ( $\mu\text{g}/\text{m}^3$ ) - 260

| Date      | Sampling Time | Weather Condition | Filter paper no. | Filter Weight, g |        | Elapse Time, hr |         | Sampling Time, hr | Flow Rate, $\text{m}^3/\text{min}$ |                 |         | Total Volume, $\text{m}^3$ | TSP Level, $\mu\text{g}/\text{m}^3$ |
|-----------|---------------|-------------------|------------------|------------------|--------|-----------------|---------|-------------------|------------------------------------|-----------------|---------|----------------------------|-------------------------------------|
|           |               |                   |                  | Initial          | Final  | Initial         | Final   |                   | Initial, $Q_{si}$                  | Final, $Q_{sf}$ | Average |                            |                                     |
| 2-Mar-17  | 8:00          | Fine              | 19469            | 2.8717           | 3.0435 | 6684.45         | 6708.45 | 24.00             | 1.05                               | 1.05            | 1.05    | 1508                       | 113.9                               |
| 8-Mar-17  | 8:00          | Rainy             | 19330            | 2.8365           | 2.9659 | 6711.45         | 6735.45 | 24.00             | 1.09                               | 1.08            | 1.09    | 1564                       | 82.8                                |
| 14-Mar-17 | 8:00          | Rainy             | 19647            | 2.8490           | 2.8762 | 6738.45         | 6762.45 | 24.00             | 1.04                               | 1.05            | 1.05    | 1507                       | 18.1                                |
| 20-Mar-17 | 8:00          | Cloudy            | 19705            | 2.8404           | 2.9633 | 6765.46         | 6789.46 | 24.00             | 1.18                               | 1.18            | 1.18    | 1697                       | 72.4                                |
| 25-Mar-17 | 8:00          | Cloudy            | 19609            | 2.8485           | 2.9682 | 6792.46         | 6816.46 | 24.00             | 1.19                               | 1.20            | 1.19    | 1717                       | 69.7                                |

Report on 1-hour TSP monitoring

Action Level ( $\mu\text{g}/\text{m}^3$ ) - 311.3

Limit Level ( $\mu\text{g}/\text{m}^3$ ) - 500

| Date      | Sampling Time | Weather Condition | Filter paper no. | Filter Weight, g |        | Elapse Time, hr |         | Sampling Time, hr | Flow Rate, $\text{m}^3/\text{min}$ |                 |         | Total Volume, $\text{m}^3$ | TSP Level, $\mu\text{g}/\text{m}^3$ |
|-----------|---------------|-------------------|------------------|------------------|--------|-----------------|---------|-------------------|------------------------------------|-----------------|---------|----------------------------|-------------------------------------|
|           |               |                   |                  | Initial          | Final  | Initial         | Final   |                   | Initial, $Q_{si}$                  | Final, $Q_{sf}$ | Average |                            |                                     |
| 3-Mar-17  | 8:30          | Fine              | 19463            | 2.8822           | 2.8950 | 6708.45         | 6709.45 | 1.00              | 1.19                               | 1.19            | 1.19    | 72                         | 178.8                               |
| 3-Mar-17  | 10:30         | Fine              | 19340            | 2.8466           | 2.8586 | 6709.45         | 6710.45 | 1.00              | 1.19                               | 1.19            | 1.19    | 72                         | 167.6                               |
| 3-Mar-17  | 13:00         | Fine              | 19334            | 2.8547           | 2.8663 | 6710.45         | 6711.45 | 1.00              | 1.19                               | 1.19            | 1.19    | 72                         | 162.1                               |
| 9-Mar-17  | 13:00         | Cloudy            | 19658            | 2.8400           | 2.8502 | 6735.45         | 6736.45 | 1.00              | 1.05                               | 1.05            | 1.05    | 63                         | 162.2                               |
| 9-Mar-17  | 14:50         | Cloudy            | 19654            | 2.8561           | 2.8622 | 6736.45         | 6737.45 | 1.00              | 1.05                               | 1.05            | 1.05    | 63                         | 97.0                                |
| 9-Mar-17  | 15:55         | Cloudy            | 19650            | 2.8328           | 2.8383 | 6737.45         | 6738.45 | 1.00              | 1.05                               | 1.05            | 1.05    | 63                         | 87.5                                |
| 15-Mar-17 | 8:45          | Cloudy            | 19304            | 2.8567           | 2.8766 | 6762.45         | 6763.45 | 1.00              | 1.19                               | 1.19            | 1.19    | 72                         | 277.8                               |
| 15-Mar-17 | 10:50         | Cloudy            | 19301            | 2.8413           | 2.8507 | 6763.45         | 6764.45 | 1.00              | 1.19                               | 1.19            | 1.19    | 72                         | 131.2                               |
| 15-Mar-17 | 13:00         | Cloudy            | 19707            | 2.8265           | 2.8356 | 6764.45         | 6765.45 | 1.00              | 1.19                               | 1.19            | 1.19    | 72                         | 127.1                               |
| 21-Mar-17 | 8:50          | Cloudy            | 19704            | 2.8517           | 2.8565 | 6789.46         | 6790.46 | 1.00              | 1.11                               | 1.11            | 1.11    | 66                         | 72.3                                |
| 21-Mar-17 | 10:20         | Cloudy            | 19287            | 2.8475           | 2.8519 | 6790.46         | 6791.46 | 1.00              | 1.11                               | 1.11            | 1.11    | 66                         | 66.3                                |
| 21-Mar-17 | 13:00         | Cloudy            | 19278            | 2.8493           | 2.8531 | 6791.46         | 6792.46 | 1.00              | 1.18                               | 1.18            | 1.18    | 71                         | 53.8                                |
| 27-Mar-17 | 8:45          | Fine              | 19597            | 2.8420           | 2.8535 | 6816.46         | 6817.46 | 1.00              | 1.19                               | 1.19            | 1.19    | 72                         | 160.7                               |
| 27-Mar-17 | 10:05         | Fine              | 19815            | 2.8376           | 2.8510 | 6817.46         | 6818.46 | 1.00              | 1.19                               | 1.19            | 1.19    | 72                         | 187.3                               |
| 27-Mar-17 | 13:00         | Fine              | 19819            | 2.7936           | 2.8039 | 6818.46         | 6819.46 | 1.00              | 1.19                               | 1.19            | 1.19    | 72                         | 143.9                               |



Location: CMA4a - SPCA

Report on 24-hour TSP monitoring  
Action Level ( $\mu\text{g}/\text{m}^3$ ) - 171.2  
Limit Level ( $\mu\text{g}/\text{m}^3$ ) - 260

| Date      | Sampling Time | Weather Condition | Filter paper no. | Filter Weight, g |        | Elapse Time, hr |          | Sampling Time, hr | Flow Rate, $\text{m}^3/\text{min}$ |                 |         | Total Volume, $\text{m}^3$ | TSP Level, $\mu\text{g}/\text{m}^3$ |
|-----------|---------------|-------------------|------------------|------------------|--------|-----------------|----------|-------------------|------------------------------------|-----------------|---------|----------------------------|-------------------------------------|
|           |               |                   |                  | Initial          | Final  | Initial         | Final    |                   | Initial, $Q_{si}$                  | Final, $Q_{sf}$ | Average |                            |                                     |
| 2-Mar-17  | 8:00          | Fine              | 19470            | 2.8840           | 3.0916 | 23444.51        | 23468.51 | 24.00             | 1.23                               | 1.24            | 1.23    | 1778                       | 116.7                               |
| 8-Mar-17  | 8:00          | Rainy             | 19331            | 2.8440           | 2.9894 | 23471.51        | 23495.51 | 24.00             | 1.24                               | 1.24            | 1.24    | 1781                       | 81.6                                |
| 14-Mar-17 | 8:00          | Rainy             | 19645            | 2.8301           | 2.9192 | 23498.80        | 23522.80 | 24.00             | 1.23                               | 1.24            | 1.23    | 1778                       | 50.1                                |
| 20-Mar-17 | 8:00          | Cloudy            | 19706            | 2.8349           | 2.9312 | 23525.81        | 23549.81 | 24.00             | 1.28                               | 1.27            | 1.27    | 1836                       | 52.5                                |
| 25-Mar-17 | 8:00          | Cloudy            | 19610            | 2.8423           | 3.0111 | 23552.81        | 23576.81 | 24.00             | 1.28                               | 1.29            | 1.28    | 1850                       | 91.3                                |

Report on 1-hour TSP monitoring  
Action Level ( $\mu\text{g}/\text{m}^3$ ) - 312.5  
Limit Level ( $\mu\text{g}/\text{m}^3$ ) - 500

| Date      | Sampling Time | Weather Condition | Filter paper no. | Filter Weight, g |        | Elapse Time, hr |          | Sampling Time, hr | Flow Rate, $\text{m}^3/\text{min}$ |                 |         | Total Volume, $\text{m}^3$ | TSP Level, $\mu\text{g}/\text{m}^3$ |
|-----------|---------------|-------------------|------------------|------------------|--------|-----------------|----------|-------------------|------------------------------------|-----------------|---------|----------------------------|-------------------------------------|
|           |               |                   |                  | Initial          | Final  | Initial         | Final    |                   | Initial, $Q_{si}$                  | Final, $Q_{sf}$ | Average |                            |                                     |
| 3-Mar-17  | 8:20          | Fine              | 19464            | 2.8870           | 2.8976 | 23468.51        | 23469.51 | 1.00              | 1.19                               | 1.19            | 1.19    | 71                         | 148.8                               |
| 3-Mar-17  | 10:30         | Fine              | 19341            | 2.8448           | 2.8618 | 23469.51        | 23470.51 | 1.00              | 1.24                               | 1.24            | 1.24    | 74                         | 229.2                               |
| 3-Mar-17  | 13:00         | Fine              | 19335            | 2.8401           | 2.9098 | 23470.51        | 23471.51 | 1.00              | 1.24                               | 1.24            | 1.24    | 74                         | 939.9                               |
| 9-Mar-17  | 13:00         | Cloudy            | 19656            | 2.8330           | 2.8446 | 23495.51        | 23496.51 | 1.00              | 1.24                               | 1.24            | 1.24    | 74                         | 156.5                               |
| 9-Mar-17  | 14:46         | Cloudy            | 19655            | 2.8200           | 2.8305 | 23496.51        | 23497.51 | 1.00              | 1.24                               | 1.24            | 1.24    | 74                         | 141.6                               |
| 9-Mar-17  | 15:50         | Cloudy            | 19651            | 2.8279           | 2.8370 | 23497.51        | 23498.51 | 1.00              | 1.19                               | 1.19            | 1.19    | 71                         | 127.8                               |
| 15-Mar-17 | 8:05          | Cloudy            | 19721            | 2.8386           | 2.8449 | 23522.80        | 23523.80 | 1.00              | 1.24                               | 1.24            | 1.24    | 74                         | 84.9                                |
| 15-Mar-17 | 10:10         | Cloudy            | 19717            | 2.8269           | 2.8335 | 23523.80        | 23524.80 | 1.00              | 1.19                               | 1.19            | 1.19    | 71                         | 92.6                                |
| 15-Mar-17 | 15:50         | Cloudy            | 19708            | 2.8324           | 2.8424 | 23524.80        | 23525.80 | 1.00              | 1.24                               | 1.24            | 1.24    | 74                         | 134.8                               |
| 21-Mar-17 | 9:05          | Cloudy            | 19295            | 2.8581           | 2.8616 | 23549.81        | 23550.81 | 1.00              | 1.18                               | 1.18            | 1.18    | 71                         | 49.5                                |
| 21-Mar-17 | 10:35         | Cloudy            | 19288            | 2.8286           | 2.8326 | 23550.81        | 23551.81 | 1.00              | 1.18                               | 1.18            | 1.18    | 71                         | 56.6                                |
| 21-Mar-17 | 13:00         | Cloudy            | 19279            | 2.8309           | 2.8336 | 23551.81        | 23552.81 | 1.00              | 1.18                               | 1.18            | 1.18    | 71                         | 38.2                                |
| 27-Mar-17 | 9:00          | Fine              | 19596            | 2.8451           | 2.8544 | 23589.09        | 23590.09 | 1.00              | 1.28                               | 1.28            | 1.28    | 77                         | 120.7                               |
| 27-Mar-17 | 10:06         | Fine              | 19567            | 2.8081           | 2.8200 | 23590.09        | 23591.09 | 1.00              | 1.28                               | 1.28            | 1.28    | 77                         | 154.4                               |
| 27-Mar-17 | 13:00         | Fine              | 19578            | 2.8331           | 2.8432 | 23591.09        | 23592.09 | 1.00              | 1.28                               | 1.28            | 1.28    | 77                         | 131.0                               |



Location: CMA5b - Pedestrian Plaza

Report on 24-hour TSP monitoring

Action Level ( $\mu\text{g}/\text{m}^3$ ) - 181

Limit Level ( $\mu\text{g}/\text{m}^3$ ) - 260

| Date      | Sampling Time | Weather Condition | Filter paper no. | Filter Weight, g |        | Elapse Time, hr |         | Sampling Time, hr | Flow Rate, $\text{m}^3/\text{min}$ |                 |         | Total Volume, $\text{m}^3$ | TSP Level, $\mu\text{g}/\text{m}^3$ |
|-----------|---------------|-------------------|------------------|------------------|--------|-----------------|---------|-------------------|------------------------------------|-----------------|---------|----------------------------|-------------------------------------|
|           |               |                   |                  | Initial          | Final  | Initial         | Final   |                   | Initial, $Q_{si}$                  | Final, $Q_{sf}$ | Average |                            |                                     |
| 2-Mar-17  | 8:00          | Fine              | 19475            | 2.8863           | 3.2871 | 8051.77         | 8075.77 | 24.00             | 0.97                               | 0.97            | 0.97    | 1395                       | 287.3                               |
| 8-Mar-17  | 8:00          | Rainy             | 19395            | 2.8372           | 3.0238 | 8078.77         | 8102.77 | 24.00             | 0.97                               | 0.97            | 0.97    | 1398                       | 133.4                               |
| 14-Mar-17 | 8:00          | Rainy             | 18502            | 2.8180           | 2.9047 | 8105.77         | 8129.77 | 24.00             | 0.85                               | 0.85            | 0.85    | 1225                       | 70.8                                |
| 20-Mar-17 | 8:00          | Cloudy            | 18496            | 2.8166           | 3.0109 | 8132.77         | 8156.77 | 24.00             | 0.96                               | 0.96            | 0.96    | 1380                       | 140.8                               |
| 25-Mar-17 | 8:00          | Cloudy            | 19283            | 2.8364           | 3.0069 | 8159.77         | 8183.77 | 24.00             | 0.91                               | 0.92            | 0.91    | 1311                       | 130.0                               |

Report on 1-hour TSP monitoring

Action Level ( $\mu\text{g}/\text{m}^3$ ) - 332

Limit Level ( $\mu\text{g}/\text{m}^3$ ) - 500

| Date      | Sampling Time | Weather Condition | Filter paper no. | Filter Weight, g |        | Elapse Time, hr |         | Sampling Time, hr | Flow Rate, $\text{m}^3/\text{min}$ |                 |         | Total Volume, $\text{m}^3$ | TSP Level, $\mu\text{g}/\text{m}^3$ |
|-----------|---------------|-------------------|------------------|------------------|--------|-----------------|---------|-------------------|------------------------------------|-----------------|---------|----------------------------|-------------------------------------|
|           |               |                   |                  | Initial          | Final  | Initial         | Final   |                   | Initial, $Q_{si}$                  | Final, $Q_{sf}$ | Average |                            |                                     |
| 3-Mar-17  | 8:02          | Fine              | 19537            | 2.8406           | 2.8635 | 8075.77         | 8076.77 | 1.00              | 1.09                               | 1.15            | 1.12    | 67                         | 341.6                               |
| 3-Mar-17  | 9:30          | Fine              | 19460            | 2.8701           | 2.8879 | 8076.77         | 8077.77 | 1.00              | 0.85                               | 0.85            | 0.85    | 51                         | 348.1                               |
| 3-Mar-17  | 13:00         | Fine              | 19337            | 2.8264           | 2.8745 | 8077.77         | 8078.77 | 1.00              | 0.97                               | 0.97            | 0.97    | 58                         | 826.4                               |
| 9-Mar-17  | 9:30          | Cloudy            | 18510            | 2.8400           | 2.8579 | 8102.77         | 8103.77 | 1.00              | 0.97                               | 0.97            | 0.97    | 58                         | 307.7                               |
| 9-Mar-17  | 10:40         | Cloudy            | 18507            | 2.8049           | 2.8254 | 8103.77         | 8104.77 | 1.00              | 1.09                               | 1.09            | 1.09    | 65                         | 314.3                               |
| 9-Mar-17  | 13:00         | Cloudy            | 18505            | 2.8040           | 2.8083 | 8104.77         | 8105.77 | 1.00              | 0.85                               | 0.85            | 0.85    | 51                         | 84.1                                |
| 15-Mar-17 | 8:30          | Cloudy            | 18513            | 2.8218           | 2.8319 | 8129.77         | 8130.77 | 1.00              | 0.97                               | 0.97            | 0.97    | 58                         | 173.4                               |
| 15-Mar-17 | 9:38          | Cloudy            | 19719            | 2.8359           | 2.8450 | 8130.77         | 8131.77 | 1.00              | 0.97                               | 0.97            | 0.97    | 58                         | 156.3                               |
| 15-Mar-17 | 13:00         | Cloudy            | 19715            | 2.8084           | 2.8257 | 8131.77         | 8132.77 | 1.00              | 0.97                               | 0.97            | 0.97    | 58                         | 297.0                               |
| 21-Mar-17 | 8:30          | Cloudy            | 19293            | 2.8433           | 2.8516 | 8156.77         | 8157.77 | 1.00              | 0.84                               | 0.84            | 0.84    | 50                         | 164.6                               |
| 21-Mar-17 | 9:38          | Cloudy            | 19289            | 2.8416           | 2.8515 | 8157.77         | 8158.77 | 1.00              | 0.96                               | 0.96            | 0.96    | 57                         | 172.4                               |
| 21-Mar-17 | 13:00         | Cloudy            | 19282            | 2.8482           | 2.8570 | 8158.77         | 8159.77 | 1.00              | 0.96                               | 0.96            | 0.96    | 57                         | 153.2                               |
| 27-Mar-17 | 8:03          | Fine              | 19602            | 2.8572           | 2.8677 | 8183.77         | 8184.77 | 1.00              | 0.85                               | 0.85            | 0.85    | 51                         | 205.4                               |
| 27-Mar-17 | 9:45          | Fine              | 19568            | 2.8204           | 2.8290 | 8184.77         | 8185.77 | 1.00              | 0.85                               | 0.85            | 0.85    | 51                         | 168.2                               |
| 27-Mar-17 | 13:00         | Fine              | 19816            | 2.8006           | 2.8178 | 8185.77         | 8186.77 | 1.00              | 0.85                               | 0.88            | 0.87    | 52                         | 330.7                               |



Location: CMA6a - WD2 PRE Office

Report on 24-hour TSP monitoring

Action Level - 187.3  $\mu\text{g}/\text{m}^3$   
Limit Level - 260  $\mu\text{g}/\text{m}^3$

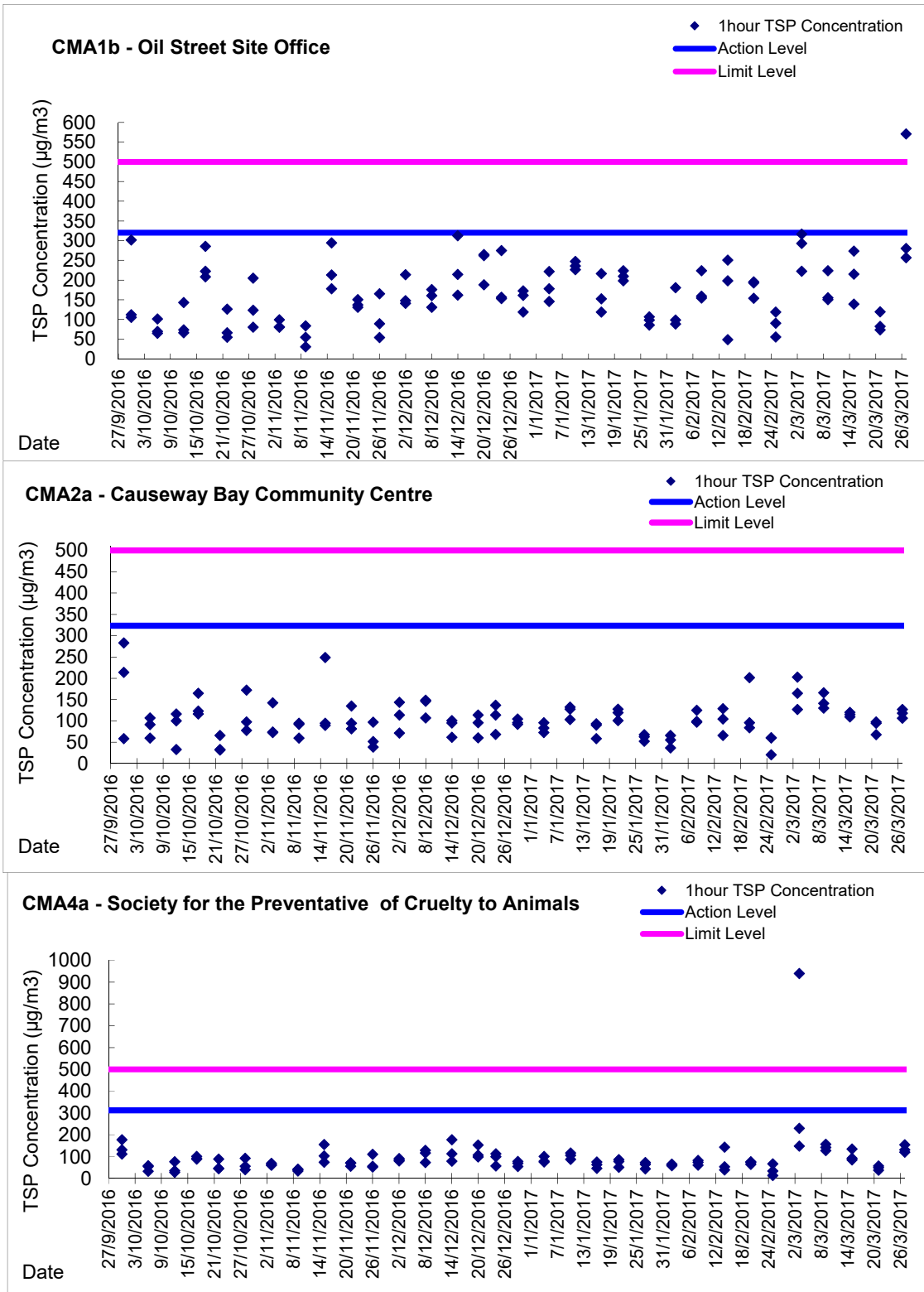
| Date      | Sampling Time | Weather Condition | Filter paper no. | Filter Weight, g |        | Elapse Time, hr |         | Sampling Time, hr | Flow Rate, $\text{m}^3/\text{min}$ |                 |         | Total Volume, $\text{m}^3$ | TSP Level, $\mu\text{g}/\text{m}^3$ |
|-----------|---------------|-------------------|------------------|------------------|--------|-----------------|---------|-------------------|------------------------------------|-----------------|---------|----------------------------|-------------------------------------|
|           |               |                   |                  | Initial          | Final  | Initial         | Final   |                   | Initial, $Q_{si}$                  | Final, $Q_{sf}$ | Average |                            |                                     |
| 2-Mar-17  | 8:00          | Fine              | 19473            | 2.8835           | 3.1261 | 1737.76         | 1761.76 | 24.00             | 1.03                               | 1.04            | 1.04    | 1490                       | 162.8                               |
| 8-Mar-17  | 8:00          | Rainy             | 18514            | 2.8424           | 2.9573 | 1764.76         | 1788.76 | 24.00             | 1.04                               | 1.04            | 1.04    | 1494                       | 76.9                                |
| 14-Mar-17 | 8:00          | Rainy             | 16754            | 2.8155           | 2.8932 | 1794.03         | 1818.03 | 24.00             | 1.03                               | 1.04            | 1.03    | 1490                       | 52.2                                |
| 20-Mar-17 | 8:00          | Cloudy            | 18497            | 2.8246           | 2.9511 | 1821.06         | 1845.06 | 24.00             | 1.03                               | 1.02            | 1.03    | 1476                       | 85.7                                |
| 25-Mar-17 | 8:00          | Cloudy            | 19275            | 2.8381           | 2.8775 | 1848.06         | 1872.06 | 24.00             | 0.92                               | 0.93            | 0.92    | 1331                       | 29.6                                |

Report on 1-hour TSP monitoring

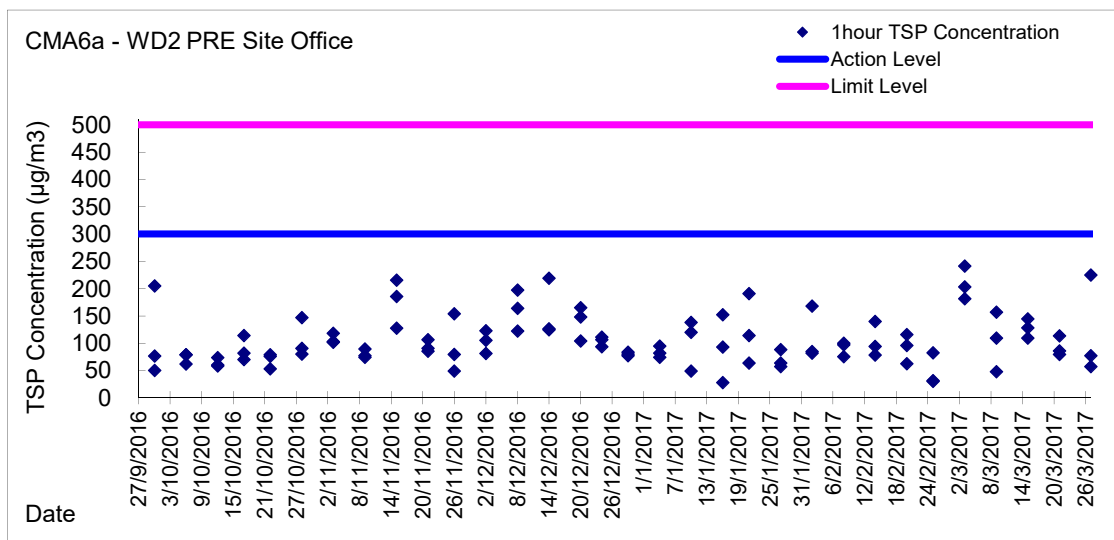
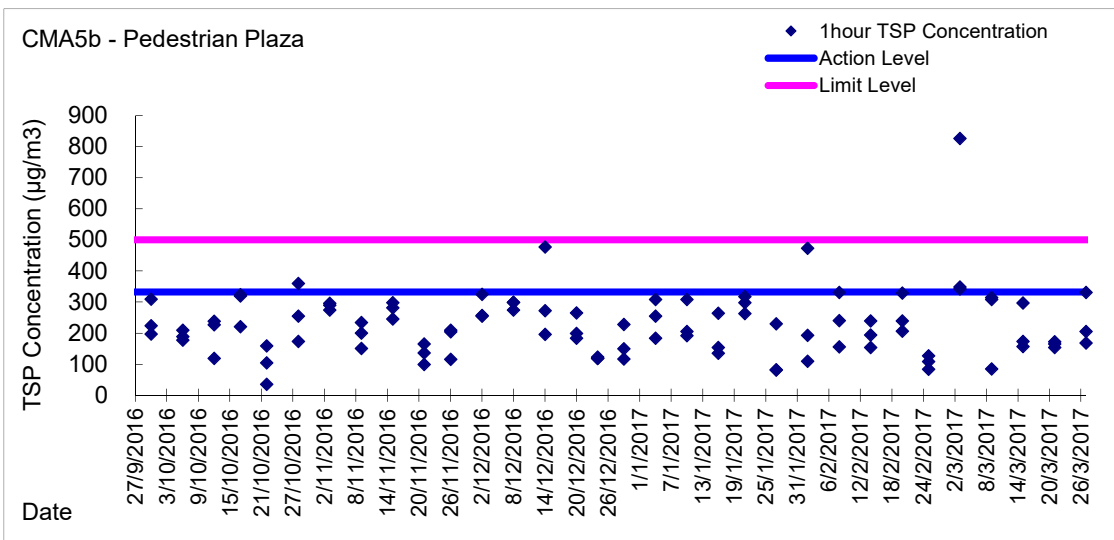
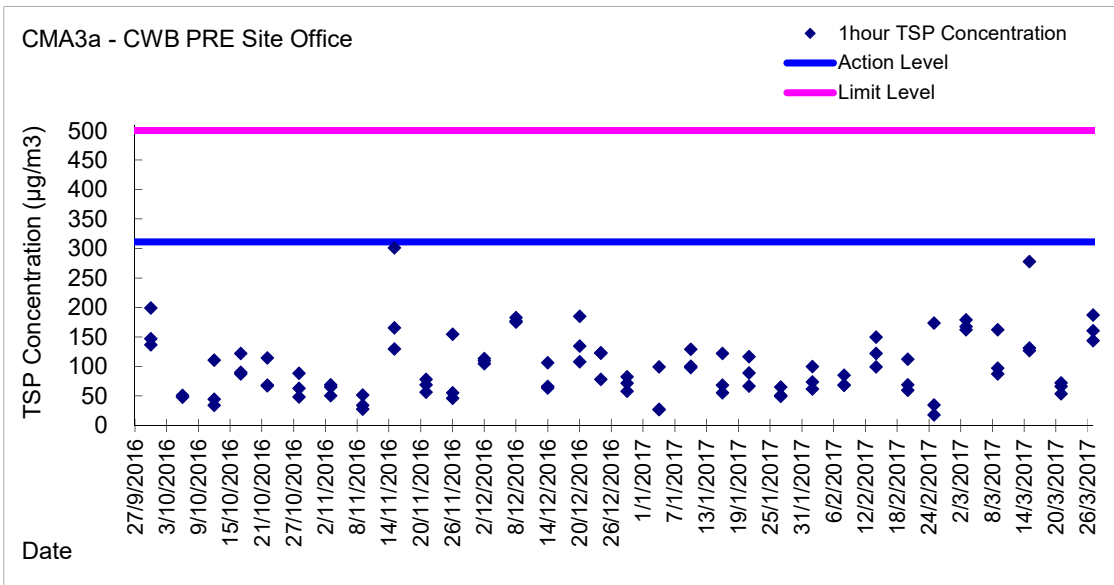
Action Level - 300.1  $\mu\text{g}/\text{m}^3$   
Limit Level - 500  $\mu\text{g}/\text{m}^3$

| Date      | Sampling Time | Weather Condition | Filter paper no. | Filter Weight, g |        | Elapse Time, hr |         | Sampling Time, hr | Flow Rate, $\text{m}^3/\text{min}$ |                 |         | Total Volume, $\text{m}^3$ | TSP Level, $\mu\text{g}/\text{m}^3$ |
|-----------|---------------|-------------------|------------------|------------------|--------|-----------------|---------|-------------------|------------------------------------|-----------------|---------|----------------------------|-------------------------------------|
|           |               |                   |                  | Initial          | Final  | Initial         | Final   |                   | Initial, $Q_{si}$                  | Final, $Q_{sf}$ | Average |                            |                                     |
| 3-Mar-17  | 8:10          | Fine              | 19396            | 2.8195           | 2.8308 | 1761.76         | 1762.76 | 1.00              | 1.04                               | 1.04            | 1.04    | 62                         | 181.7                               |
| 3-Mar-17  | 9:30          | Fine              | 19458            | 2.8734           | 2.8868 | 1762.76         | 1763.76 | 1.00              | 0.92                               | 0.92            | 0.92    | 55                         | 241.5                               |
| 3-Mar-17  | 13:00         | Fine              | 19457            | 2.8824           | 2.8937 | 1763.76         | 1764.76 | 1.00              | 0.92                               | 0.92            | 0.92    | 55                         | 203.6                               |
| 9-Mar-17  | 9:54          | Cloudy            | 18509            | 2.8445           | 2.8513 | 1788.76         | 1789.76 | 1.00              | 1.04                               | 1.04            | 1.04    | 62                         | 109.4                               |
| 9-Mar-17  | 11:00         | Cloudy            | 18506            | 2.8141           | 2.8171 | 1789.76         | 1790.76 | 1.00              | 1.04                               | 1.04            | 1.04    | 62                         | 48.3                                |
| 9-Mar-17  | 14:30         | Cloudy            | 18500            | 2.8240           | 2.8327 | 1790.76         | 1791.76 | 1.00              | 0.92                               | 0.92            | 0.92    | 55                         | 156.9                               |
| 15-Mar-17 | 8:15          | Cloudy            | 19305            | 2.8561           | 2.8629 | 1818.03         | 1819.03 | 1.00              | 1.04                               | 1.04            | 1.04    | 62                         | 109.3                               |
| 15-Mar-17 | 9:20          | Cloudy            | 19302            | 2.8347           | 2.8427 | 1819.03         | 1820.03 | 1.00              | 1.04                               | 1.04            | 1.04    | 62                         | 128.6                               |
| 15-Mar-17 | 13:00         | Cloudy            | 19723            | 2.8389           | 2.8479 | 1820.03         | 1821.03 | 1.00              | 1.04                               | 1.04            | 1.04    | 62                         | 144.7                               |
| 21-Mar-17 | 8:02          | Cloudy            | 19277            | 2.8381           | 2.8430 | 1845.06         | 1846.06 | 1.00              | 1.02                               | 1.02            | 1.02    | 61                         | 79.7                                |
| 21-Mar-17 | 9:50          | Cloudy            | 19277            | 2.8265           | 2.8335 | 1846.06         | 1847.06 | 1.00              | 1.02                               | 1.02            | 1.02    | 61                         | 113.9                               |
| 21-Mar-17 | 13:00         | Cloudy            | 19281            | 2.8415           | 2.8468 | 1847.06         | 1848.06 | 1.00              | 1.02                               | 1.02            | 1.02    | 61                         | 86.2                                |
| 27-Mar-17 | 8:30          | Fine              | 19603            | 2.8278           | 2.8326 | 1872.06         | 1873.06 | 1.00              | 1.04                               | 1.04            | 1.04    | 62                         | 77.2                                |
| 27-Mar-17 | 9:45          | Fine              | 19599            | 2.8616           | 2.8648 | 1873.06         | 1874.06 | 1.00              | 0.92                               | 0.92            | 0.92    | 55                         | 57.7                                |
| 27-Mar-17 | 13:00         | Fine              | 19565            | 2.8402           | 2.8527 | 1874.06         | 1875.06 | 1.00              | 0.92                               | 0.92            | 0.92    | 55                         | 225.3                               |

Graphic Presentation of 1 hour TSP Result

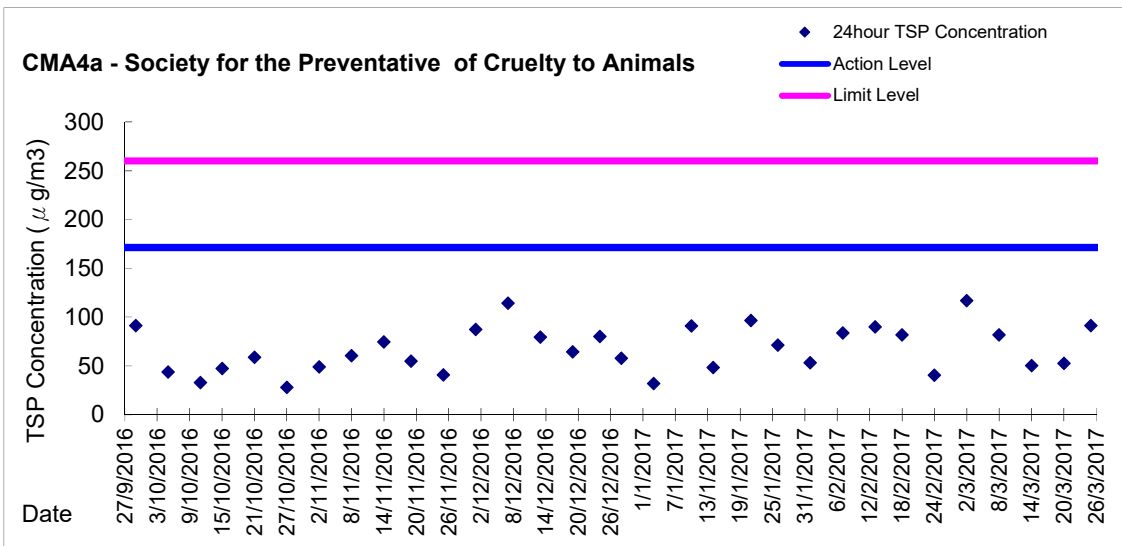
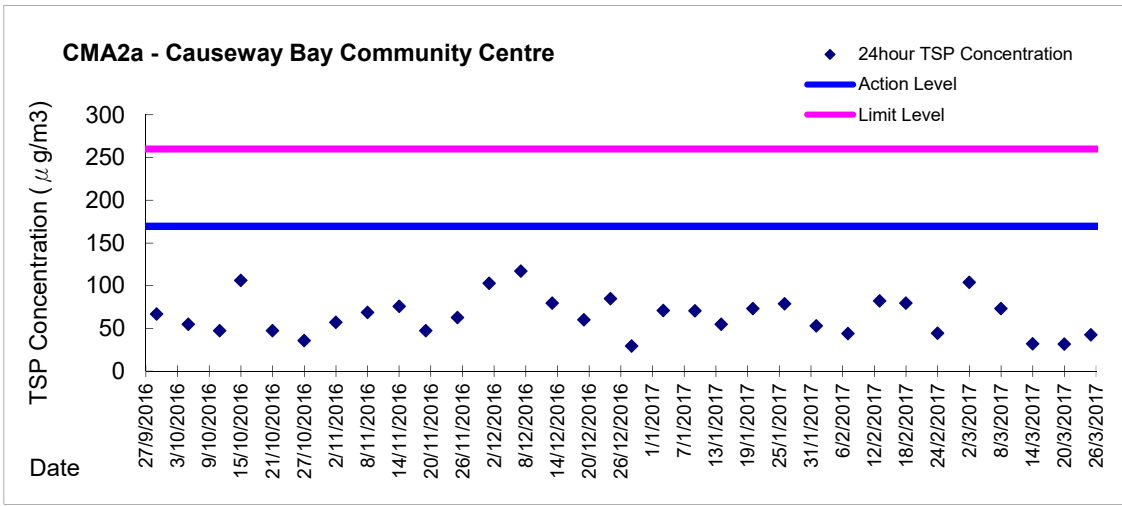
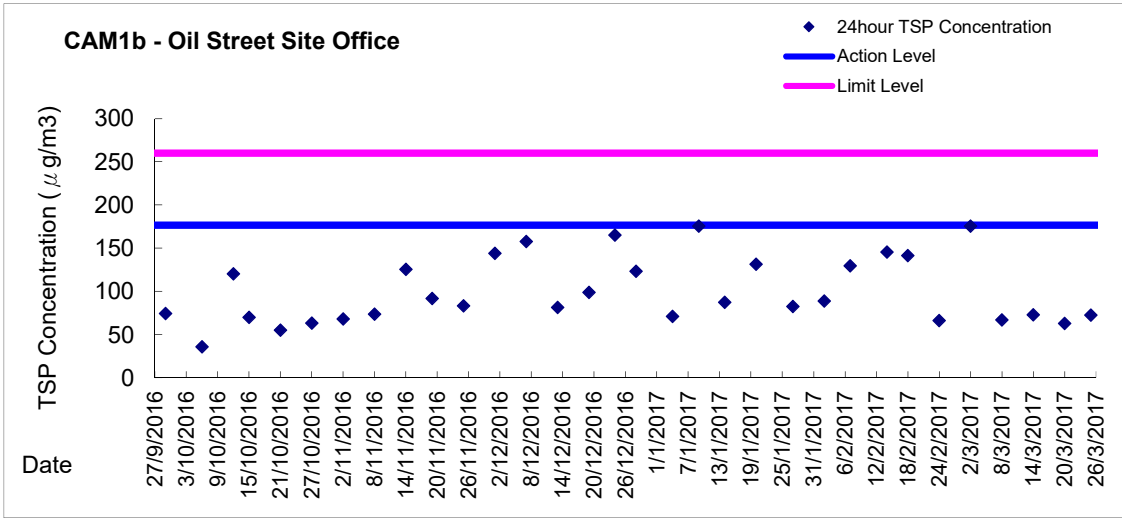


Graphic Presentation of 1 hour TSP Result





Graphic Presentation of 24 hour TSP Result



Graphic Presentation of 24 hour TSP Result

